

# Market Trends Update

## MARKET INDICATORS

Durable Goods orders: **-1.3%**

Capital Goods orders: **3.5%**

Inflation: **4.2%**



Retail Sales  
**-1.3%**

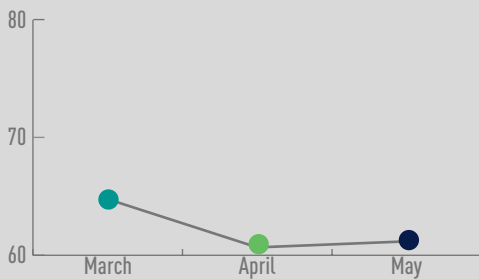


Industrial Production  
**99%**

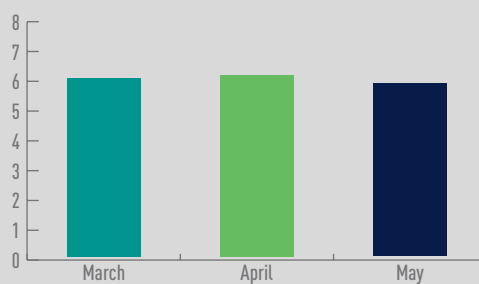


US EIA Diesel  
**\$3.29**

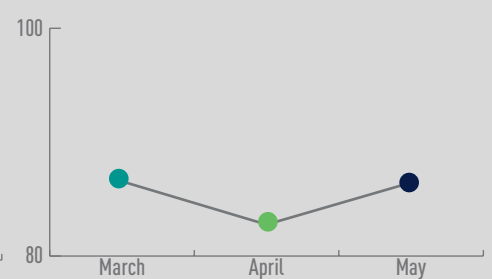
US PMI **61.2**



Unemployment **5.8%**

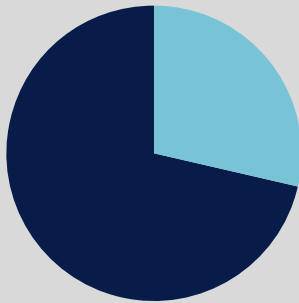


Customer Confidence **86.4**



## INDUSTRY INDICATORS

LMI (Logistics Management Index): **71.3%**



Cass Freight Index  
**1.238**  
Shipments

Cass Freight Index  
**3.303**  
Expenditures

DAT Load-to-Truck Ratio Month over Month:  
**Van +6.12%, Flatbed +97.05%**

DAT Spot Rates Month over Month:  
**Van \$2.67, Flatbed \$3.11**

### Port of Los Angeles Import Volumes

June 13 - June 19 (Week 24)	June 20 - June 26 (Week 25)	June 27 - July 03 (Week 26)
<b>Import Volumes (TEU)</b>	<b>Import Volumes (TEU)</b>	<b>Import Volumes (TEU)</b>
<b>119,199</b>	<b>142,045</b>	<b>167,441</b>
% Changes from previous week: ▼ 8.55	% Changes from previous week: ▲ 19.17	% Changes from previous week: ▲ 17.88
% Changes from previous year: ▲ 30.01	% Changes from previous year: ▲ 54.90	% Changes from previous year: ▲ 71.58

Source: <http://volumes.portoptimizer.com/>

### Port of Long Beach Import Volume

Week	Date	Import Loaded	Export Loaded	Empties
26	06/20/2021	72,910	24,791	58,373
27	06/27/2021	93,757	25,493	64,630
28	07/04/2021	77,258	24,144	54,737
29	07/11/2021	79,125	25,554	54,345
30	07/18/2021	78,720	25,250	54,320

Source: <https://www.polb.com/port-info/wave-weekly-advance-volume-estimate/>